

# watermaker AQUA | TEC

Maintenance instructions and spare parts list


Aquatec high-pressure pumps built from 2022



AQUATEC- Water maker, Manufacture and distribution by North-Marine Handels GmbH Papenreue 61, D 22453 Hamburg.	
Contact	sup@aquatec-watermaker.de, Tel: +49 (0)40-36850306
Web	www.aquatec-watermaker.de

All contents of this manual, in particular texts, photographs and graphics are subject to German copyright law. Copyright held by North Marine Handels GmbH. Duplication, editing, distribution and any kind of use outside the limits of copyright law require the written approval of the author.

**Inspection – maintenance – oil change**

 <p><b>Attention!</b></p>	<p><b>Important:</b> Check the oil level and condition of the high-pressure pump oil daily.</p> <p>In the event of condensation in the oil (whitish/greyish discoloration due to continuous operation, warm environment),</p> <p align="center"><b><u>change the oil immediately.</u></b></p>
--	---

First oil change after 50 hrs, otherwise every 200 hrs or after 6 months at the latest.

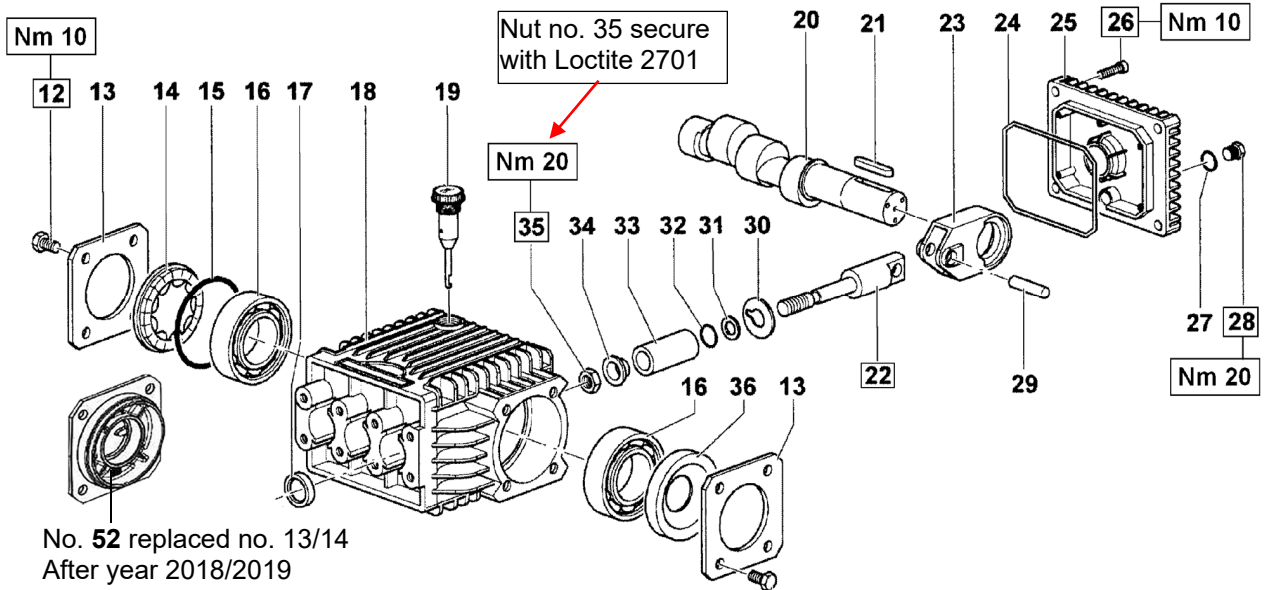
**Oil type:** Gear oil ISO VG 220, alternatively automotive gear oil SAE 90 GL4.


<p><u>Oil change instruction</u></p> <p>of high-pressure pump: The oil can be drained via the drain plug at the rear of the crankcase. The drain plug (wrench size 17 mm). Sealed by a reusable O-ring (10.82 x 1.78 NBR 70).</p> <p>Alternatively, the oil can be extracted through the oil dipstick opening using a suction pump.</p>		<p>Dipstick full screwed into crankcase</p> <p>Oil level center of sight glass <b>Quantity 0,36 Liter</b></p>	
---	--	---	--

Filter	Maintenance	Time interval
Coarse filter	Cleaning	as required
Prefilter	Replace filter elements	as required, or pre-pressure seawater below 0.2 bar

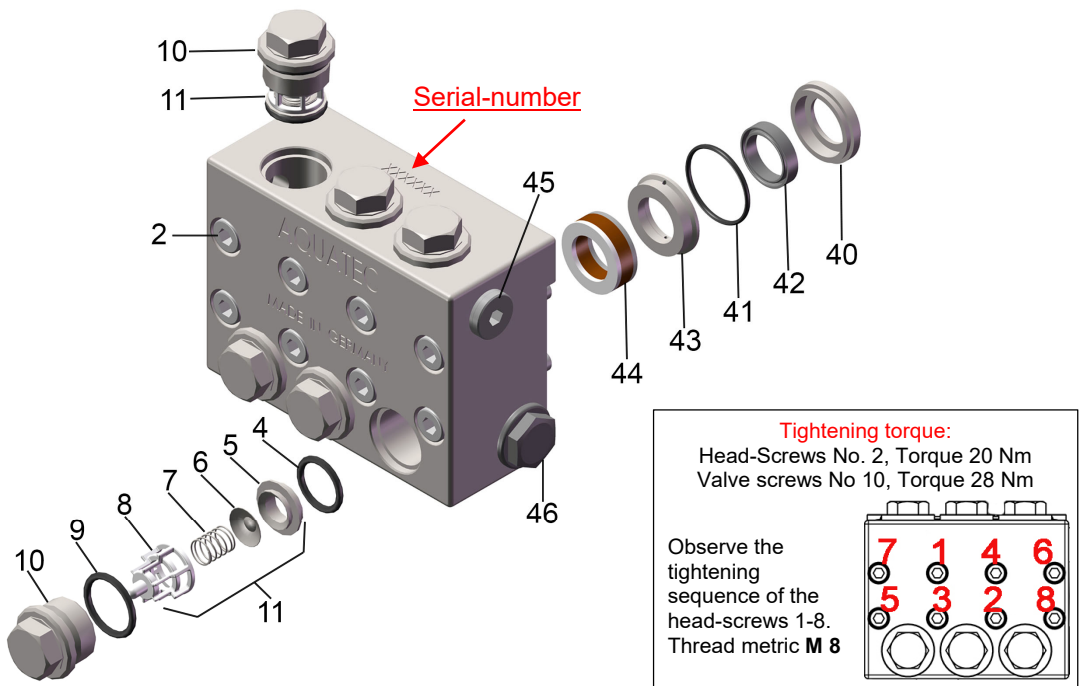
**Tightening torques and spare-part-numbers of high-pressure pump typ 2**


 <p><b>Note!</b></p>	<p>When ordering spare parts please state Pump-Head Serial No.</p>
---	--




 <p><b>Warning!</b></p>	<p>To unscrew <b>nut no. 35</b> heat up to about 200°C.  <b>Secure nut no. 35 with Loctite 2701.</b>          To tighten nut no. 35 a torque wrench <b>must</b> be used (20Nm).</p>
--	---

**Pump head Type 2**



 <p><b>Note!</b></p>	<p>Grease the thread of the valve screws (No. 10) with e.g. Anti-Size Paste (metal-free for stainless steel) to prevent seizing.</p>
---	--

## Spare part-numbers of high-pressure-pump typ 2

 <p><b>Note!</b></p>	<p><b>When ordering spare parts please state Pump-Head Serial No.</b></p>
---	---

No.	Order No.	Description	pc.
1	141410	Pump head 1.4462 Typ DC320-500-800, DD500, AC65-110	1
	141411	Typ AC75-135, AC/KC150-190-240	
2	141554	Screw 8 x 60 or 8 x 55 ss	8
	141555	Screw 8 x 60 or 8 x 60 ss	
4	141491	O-ring 17.13x2.62 NBR 70 (Kit 110)	6
5	141434	Valve seat ss 1.4462	6
6	141436	Valve plate ss 1.4462	6
7	141437	Spring ss	6
8	141438	Valve body plastic	6
9	141493	O-ring 20.24x2.62 NBR90 (Kit 110)	6
10	141429	Valve screw ss M24x1,5	6
11	141441	Kit valve unit complete no. 5-8	6
12	141560	Screw M6 x 12	8
13	141472	Metal cover	2
14	141473	Oel eye plastic	1
15	141494	O-Ring 55.56x3.53 NBR70	1
	141495	O-Ring 56.82x2.62 NBR70 after 2018	
16	141474	Bearing	2
17	141505	Shaft seal 18 x 26 x 6	3
18	141460	Crankcase aluminium	1
19	141476	Dipstick plastic	1
20	141464	Crank shaft Typ DC320, DD500	1
	141465	Typ DC500, DC800, AC65-110	
	141466	230 Volt, Typ AC75-135	
	141468	230 Volt, Typ AC/KC150-190-240	
	141467	400 Volt, Typ AC/KC150-190-240	
21	141470	Gib head	1
22	141449	Drive rod ss	3
23	141482	Connecting rod eye	3
24	141496	O-ring 101.27 x 2.62 NBR 70	1
25	141461	Back cover aluminium	1
26	141561	Screw M6 x 14 ss	4
27	141497	O-ring 10.82 x 1.78 NBR 70	1

No.	Order No.	Description	pc.
28	141565	Drain plug ¼" x 9	1
29	141483	Gib	3
30	141453	Rosette	3
31	141503	support ring plastic	3
32	141499	O-ring 5.28 x 1.78 NBR 70 (Kit 110)	3
33	141455	Plunger 15 mm Typ DC320-500-800, DD500, AC65-110	3
	141457	Plunger 18 mm Typ AC75-135, AC/KC150-190-240	
34	141432	Special ring ss	3
35	143022	Nut M 8 ss	3
36	141507	Rotary shaft seal 25 x 62 x 10	1
40	141420	Seal holder ss 15 mm Typ DC320-500-800, DD500, AC65-110	3
	141425	Seal holder ss 18 mm Typ AC75 - 135 - AC/KC 150 - 190 - 240	
41	141501	O-Ring 28.3 x 1.78 NBR 70 (Kit 110)	3
42	141517 (Kit 160)	LP seals 15 mm Typ DC320-500-800, DD500, AC65-110	3
	141528 (Kit 161)	LP seals 18 mm Typ AC75 - 135 - AC/KC 150 - 190 - 240	
43	141421	Thrust collar ss 15 mm Typ DC320, 500, 800, DD500, AC65-110	3
	141426	Thrust collar ss 18 mm Typ AC75-135, AC/KC150-190-240	
44	141511 (Kit 160)	HP seals 3 parts 15 mm, incl. No.42 Typ DC320, 500, 800, DD500, AC65-110	3
	141521 (Kit 161)	HP seals 3 parts 18 mm, incl. No.42 Typ AC75-135, AC/KC 150-190-240	
45	141551	Screw stainless ¼"	1
46	141563	Screw plastic ½"	1
52	141488	Cover plate aluminium	1

(Kit 110) 141490 O- Rings	(Kit 160) 141511 Seals LP /HP	(Kit 161) 141521 Seals LP/ HP
6 x No.4 - 6 x No. 9 3 x No.32 – 3 x Nr.41	3 x No. 42 – 3 x No. 44	3 x No. 42 – 3 x No. 44